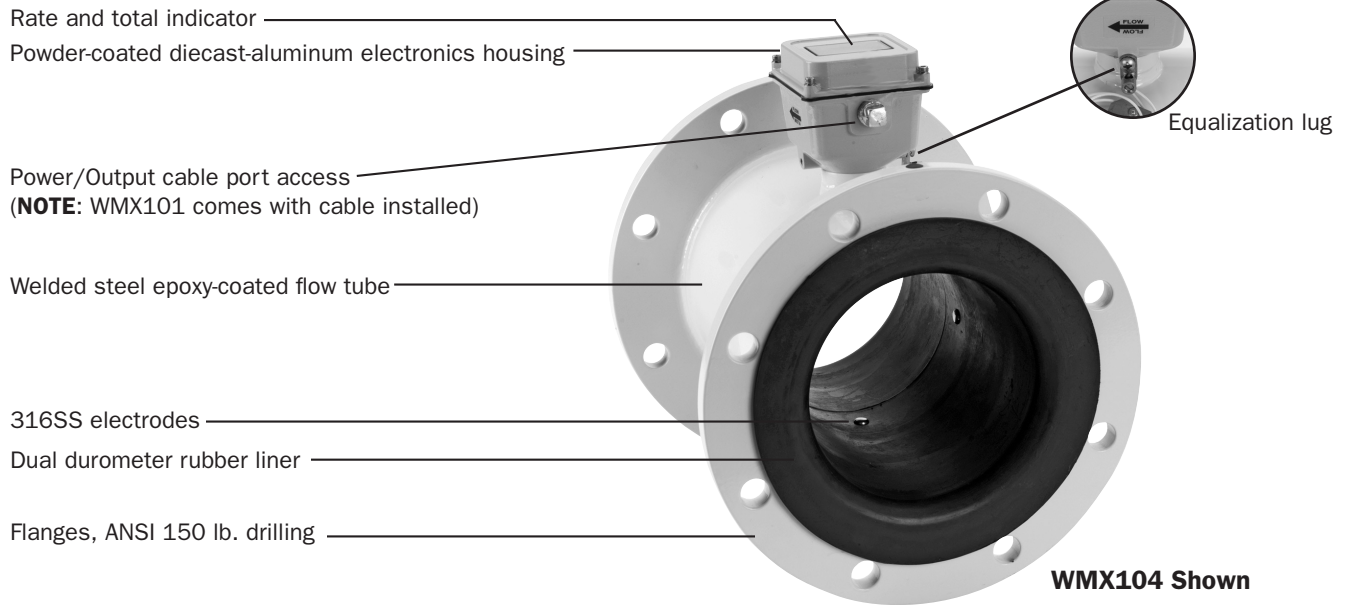


FEATURES

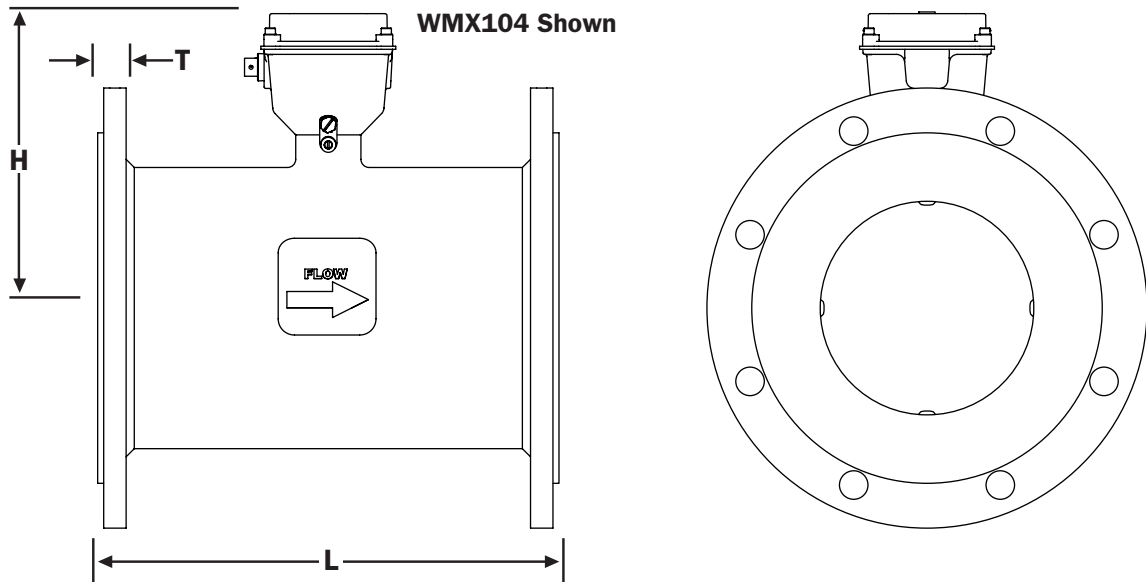


SPECIFICATIONS*

Pipe Sizes	4", 6", 8"		
Flanges	ANSI 150 lb. drilling		
Pressure	150 psi (10.3 bar) working pressure		
Temperature Range	10° F to 130° F (-12° to 54° C)		
Accuracy	+/-1% of reading from 10% to 100% of full scale +/-2% of reading from cutoff to 10% of full scale		
Materials	Body	Welded steel, epoxy-coated	
	Liner	Dual durometer rubber	
	Electronics Housing	Diecast aluminum, powder-coated	
	Electrodes	316 stainless steel	
Display	Rate	Total	
	Digits	6	8
	Units*	Gallons/Minute	Gallons x 1000
		Million Gallons/Day	Gallons x 1000
		Liters/Second	Cubic Meters
		Liters/Second	Megaliters
*Consult factory for additional units	Cubic Feet/Minute	Cubic Feet	
Power	WMX101: 7-26 Vdc at 30 mA max, with auxiliary battery for continuous operation during power failures NOTE: Using an unregulated power supply >20 Vdc may damage the meter due to AC line input voltage fluctuation		
	WMX104: 2 Lithium 3.6V "D" batteries, replaceable, 1 year life under continuous use		
Pulse Output	Signal	WMX101: Current sinking pulse, opto-isolated, 24 Vdc at 10 mA max WMX104: Pulse output available only with addition of post-factory output cable	
	Pulse Rates	10 units/pulse; 1000 units/pulse; High Frequency (default)	
	Empty Pipe Detection	Hardware/software, conductivity-based	
Environmental	NEMA 4X		

*Specifications subject to change. Please consult our website for the most current data (www.seametrics.com).

DIMENSIONS

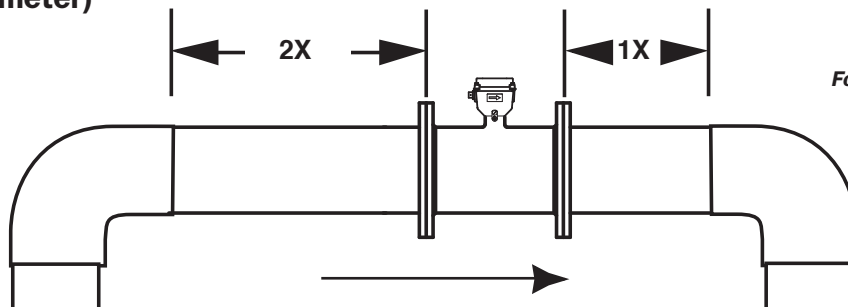


WMX101/104

Meter Size	L		H		T		Shipping Weight	
	inch	mm	inch	mm	inch	mm	pounds	Kg
4"	10.24	260	7.0	178	.825	20.9	32	14.5
6"	12.27	312	8.1	206	.918	23.3	47	21.3
8"	14.24	362	9.1	231	.918	23.3	71	32.2
Flanges	Standard ANSI 150 lb. drilling						Cable (WMX101) 1 lb.	

STRAIGHT PIPE RECOMMENDATIONS

(X = pipe diameter)



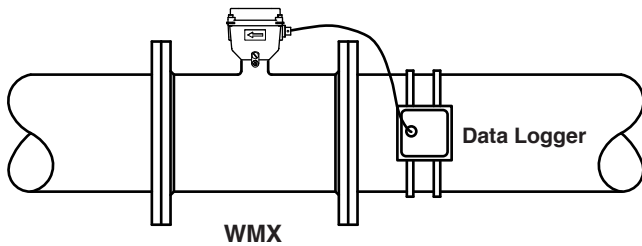
*Minimal straight pipe
required between elbows.
For other piping configurations,
consult factory.*

FLOW RANGE

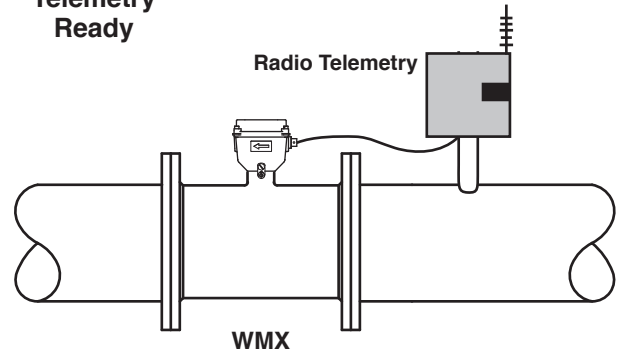
	4"		6"		8"	
	Gal/Min	Liter/Sec	Gal/Min	Liter/Sec	Gal/Min	Liter/Sec
Minimum	12	.75	32	2	60	3.8
Maximum	500	31.5	1,200	75.7	2,200	138.8

OUTPUT CAPABILITIES

Data Logger Compatible



Telemetry Ready



HOW TO ORDER

MODEL	SIZE	OPTIONS	FLOW MEASUREMENT UNITS																		
External power = WMX101 Battery power = WMX104	4" = -400 6" = -600 8" = -800	High Frequency (default) = -HF 10 Units*/Pulse = -PxX 1000 Units*/Pulse = -PxK	<table border="1"> <thead> <tr> <th>RATE</th> <th>TOTAL</th> <th>ORDER</th> </tr> </thead> <tbody> <tr> <td>Gal/Min</td> <td>Gal x 1000</td> <td>GPM/GT</td> </tr> <tr> <td>Million Gal/Day</td> <td>Gal x 1000</td> <td>MGD/GT</td> </tr> <tr> <td>Liters/Sec</td> <td>Cu Meters</td> <td>LPS/CM</td> </tr> <tr> <td>Liters/Sec</td> <td>Megaliters</td> <td>LPS/ML</td> </tr> <tr> <td>Cu Ft/Min</td> <td>Cu Ft</td> <td>CFM/CF</td> </tr> </tbody> </table>	RATE	TOTAL	ORDER	Gal/Min	Gal x 1000	GPM/GT	Million Gal/Day	Gal x 1000	MGD/GT	Liters/Sec	Cu Meters	LPS/CM	Liters/Sec	Megaliters	LPS/ML	Cu Ft/Min	Cu Ft	CFM/CF
RATE	TOTAL	ORDER																			
Gal/Min	Gal x 1000	GPM/GT																			
Million Gal/Day	Gal x 1000	MGD/GT																			
Liters/Sec	Cu Meters	LPS/CM																			
Liters/Sec	Megaliters	LPS/ML																			
Cu Ft/Min	Cu Ft	CFM/CF																			
		(*Units = Gal or Liter depending on Rate/Total unit selection)	Consult factory for additional units																		
ACCESSORIES																					
Remote 4-20 mA (analog) signal = AO55W		Dual Power Supply, 115 Vac, 12/24 Vdc = PC42 (Use with High Frequency pulse rate)	Grounding Rings (not needed for most applications):																		
Remote Rate and Total Indicator = FT420W		External Power Supply = Consult Factory	4" = 31090 8" = 31092																		
Remote Data Logger = DL75W		Replacement Battery Pack = 31126	6" = 31091																		
Post-Factory 20-ft. Power/Output Cable (WMX104 Only) = DC30																					

CONTACT YOUR SUPPLIER