


FEATURES



EM100/102
Meter only, no display
No mounting bracket
Single 6 foot control cable

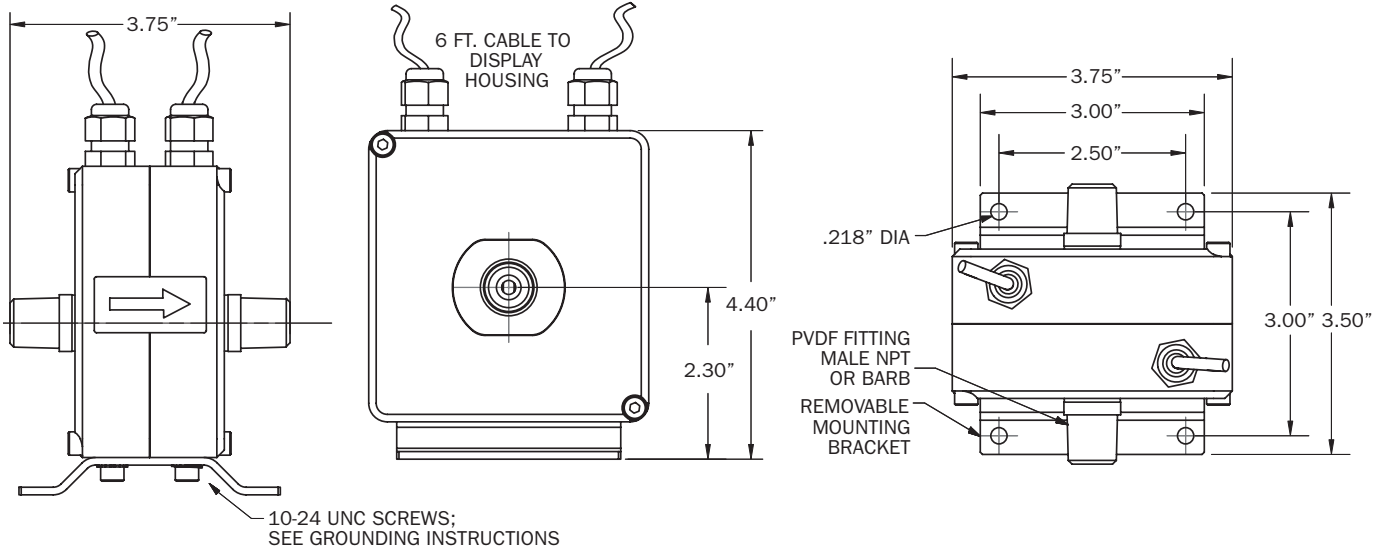
SPECIFICATIONS

	EM100	EM101	EM102
Materials Body	Kynar™ PVDF	Kynar™ PVDF	Kynar™ PVDF
Electrodes	Platinum or Hastelloy	Platinum or Hastelloy	Platinum or Hastelloy
O-Ring	Viton™ (EPDM optional)	Viton™ (EPDM optional)	Viton™ (EPDM optional)
Housing	ABS plastic	Fusion coated aluminum	ABS plastic
Display	N/A	Polycarbonate	N/A
Rate Display Units	N/A	Gal/Minute, Liters/Second, Gal/Hour	N/A
Total Display Units	N/A	Gallons, Liters	N/A
Power	12-24 Vdc, 180 mA	115 Vac, 60 Hz	12-24 Vdc, 180 mA
Accuracy	+/-1% of reading, plus .005 gpm (0.02 lpm)	+/-1% of reading, plus .005 gpm (0.02 lpm)	+/-1% of reading, plus .005 gpm (0.02 lpm)
Max Fluid Temperature	185° F (85° C)	185° F (85° C)	185° F (85° C)
Maximum Pressure	150 psi (@ 75° F)	150 psi (@ 75° F)	150 psi (@ 75° F)
Minimum Conductivity	20 microSiemens	20 microSiemens	20 microSiemens
Outputs	Frequency opto isolated 1000 pulse/liter (3785 p/g)	<ul style="list-style-type: none"> 4-20 mA, 0-5 Volts (both isolated) Frequency to 9999 pulses per gallon, isolated 10 mA, 30 Vdc High alarm, low alarm relay, isolated (100 mA, 110 Vac/Vdc) 	<ul style="list-style-type: none"> Frequency opto isolated 1000 pulse/liter (3785 p/g) 4-20 mA opto isolated passive

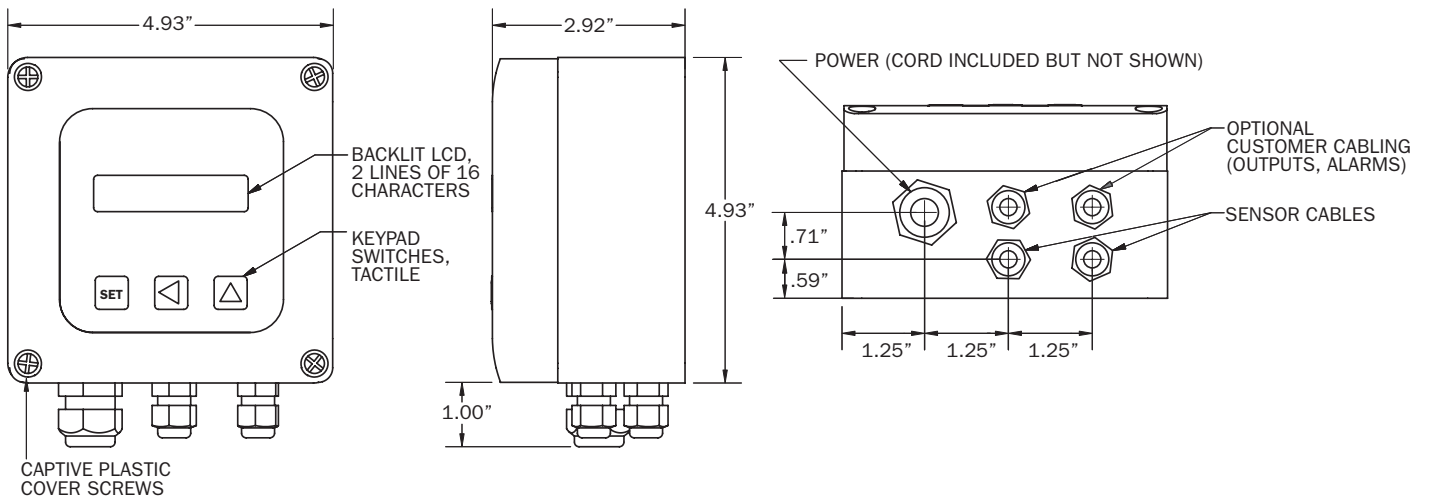
FLOW RANGE

SIZE	LOW FLOW CUTOFF			MINIMUM FLOW for spec accuracy			MAXIMUM FLOW		
	L/MIN	GAL/MIN	GAL/HR	L/MIN	GAL/MIN	GAL/HR	L/MIN	GAL/MIN	GAL/HR
-025	.04	.01	.60	.26	.07	4.2	3.8	1	60
-038	.11	.03	1.80	.76	0.2	12	11	3	180
-050	.26	.07	4.20	1.9	0.5	30	30	8	480

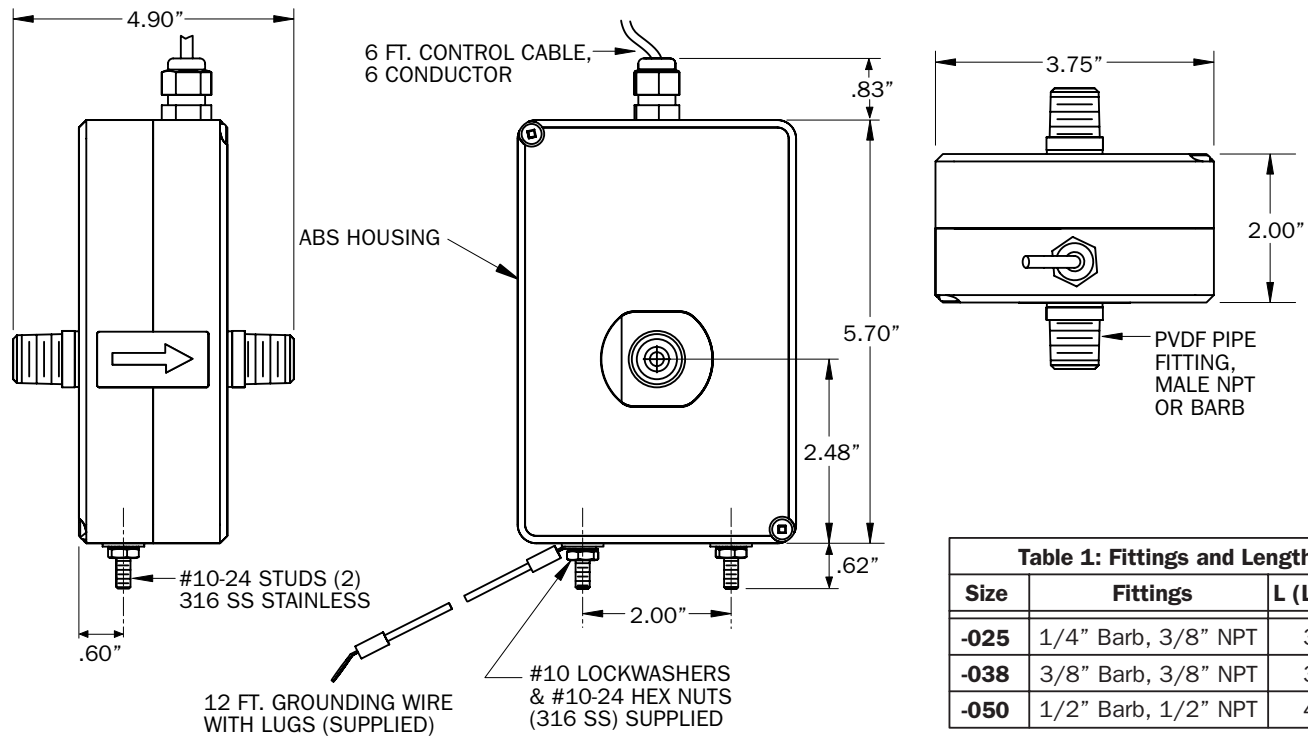
DIMENSIONS (EM101 Meter)



DIMENSIONS (EM101 Display)



DIMENSIONS (EM100/102)



Size	Fittings	L (Length)
-025	1/4" Barb, 3/8" NPT	3.75
-038	3/8" Barb, 3/8" NPT	3.75
-050	1/2" Barb, 1/2" NPT	4.90

HOW TO ORDER

MODEL	SIZE	ELECTRODES	FITTINGS	OPTIONS
Pulse out, no display = EM100	1/4" (.54-60 GPH) = -025	Hastelloy = HS	-025: 1/4" Barb = -46	EPDM O-ring = -99
Pulse/analog out, with display = EM101	3/8" (1.5-180 GPH) = -038	Platinum = PT	3/8" NPT = -48	
Pulse/analog out, no display = EM102	1/2" (3.9-480 GPH) = -050		-038: 3/8" Barb = -46	
			3/8" NPT = -48	
			-050: 1/2" Barb = -46	
			1/2" NPT = -48	

ACCESSORIES

Rate and total indicator = **FT420** (EM100/102 ONLY) Batch flow processor = **FT520**

Data logger (wall mount) = **DL75W**

CONTACT YOUR SUPPLIER