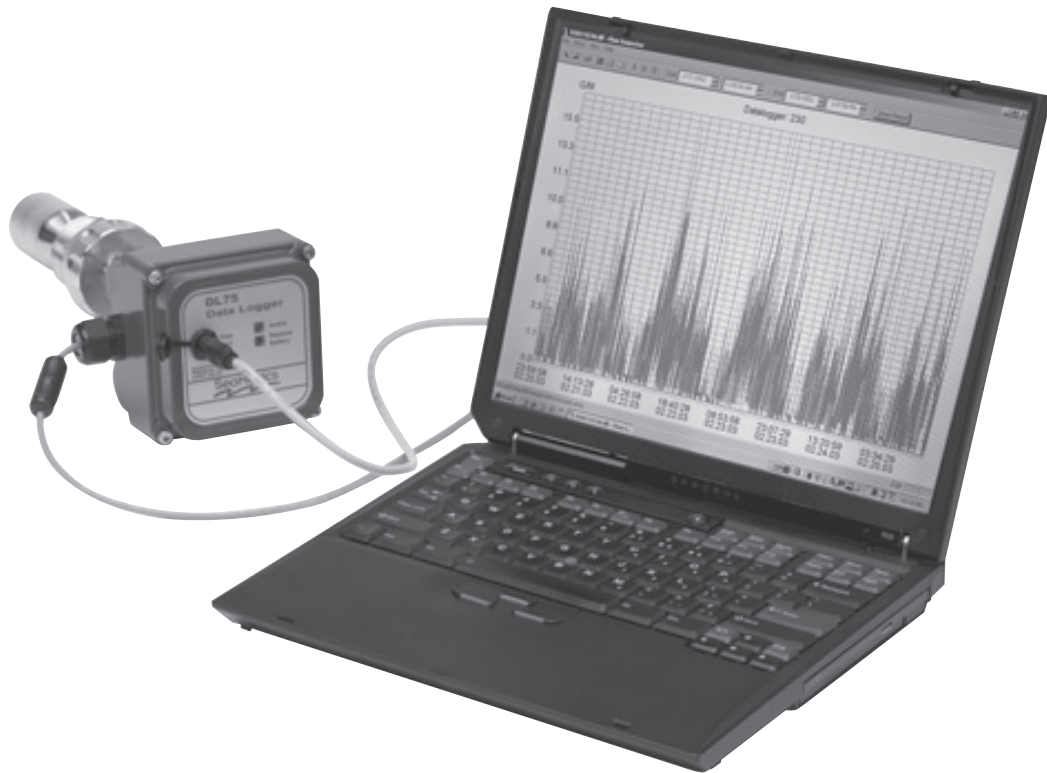


DL75

DATA LOGGER SYSTEM INSTRUCTIONS



DATA LOGGER SYSTEM INSTRUCTIONS



The Leader in Flow Meter Value

GENERAL INFORMATION

The DL75 is a battery-powered data logger that can be used with any SeaMetrics flowmeter. It stores pulses for weeks or months, depending on the user-set frequency of reading. Indicator lights on the unit flash to indicate when it is functioning and when the battery is low.

Normal life of the 3.6 Vdc Lithium C-cell battery is approximately three years, depending on sampling interval. When the battery light on the front of the logger begins to blink, remove and replace the battery as soon as possible. Logger data is non-volatile, and will be preserved during battery change.

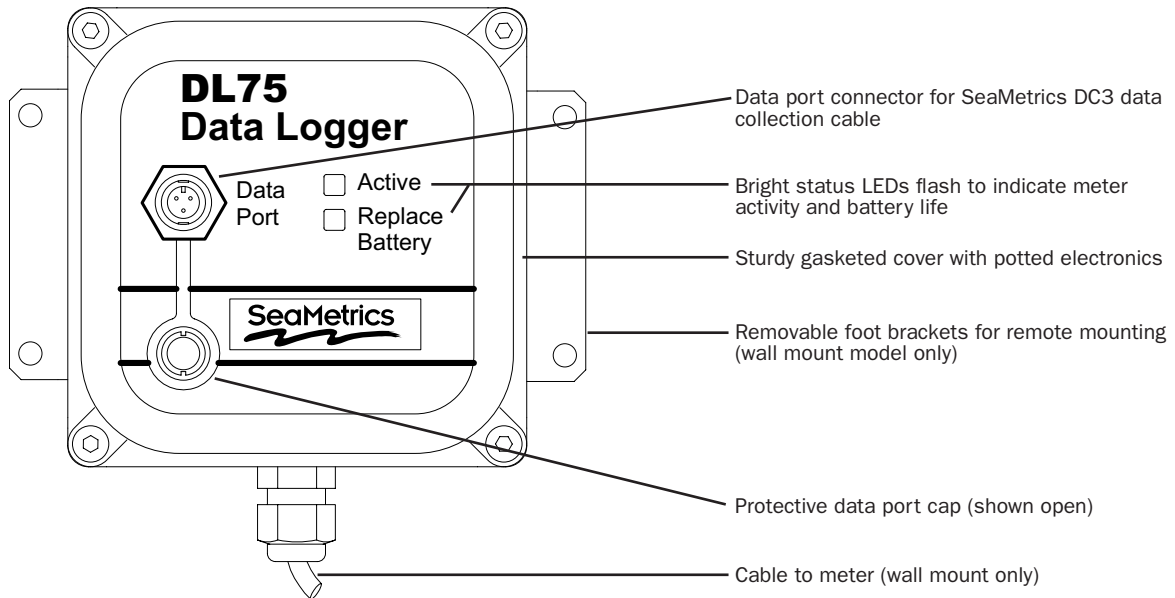
The DL75 can be factory-mounted on the meter or remotely mounted. Housings are rugged cast aluminum, gasketed for

environmental protection.

When a DL75 logger is placed into operation, it is easily set up in the field using a laptop computer. Data is also retrieved from the DL75 by means of a laptop. One laptop can be used to retrieve data from multiple loggers. Data can be analyzed on the laptop or easily loaded onto a desktop computer for analysis.

SeaMetrics FlowInspector software allows the downloading, storing, viewing, graphing, charting and printing of data in several formats. FlowInspector requires a PC with Windows 98, NT, 2000, or XP; CD-Rom drive; 800 x 600 screen resolution; serial port or USB/serial adapter; and a SeaMetrics DC3 data cable.

FEATURES



SPECIFICATIONS

Power	3.6 Vdc lithium battery (included)		
Battery Life	~3 years (varies with sampling interval)		
Volume Units	mL, liter, gallon, Imperial gallon, cubic foot, cubic meter, million gallon, acre-foot		
Time Units	Seconds, minutes, hours, days		
Data Storage Capacity	Capacity	at	Sampling Interval
	11 days	at	15 seconds
	22 days	at	30 seconds
	45 days	at	60 seconds
	90 days	at	120 seconds
	180 days	at	240 seconds
Indicators	Low battery; Power/flow		
Memory Wraparound	Selectable options (Stop or Overwrite)		
Clock Accuracy	10 minutes/month (.02%)		

MOUNTING and CONNECTIONS

MOUNTING

There are three mounting configurations for a DL75: Mechanical Meter (DL75M), Insertion Magmeter (DL75ME), and Wall (DL75W). The meter mount models match up to any SeaMetrics lower square housing. All configurations can be factory-ordered or field-installed. Converting from one mounting configuration to another requires use of MK10 or MK20 mounting kits.

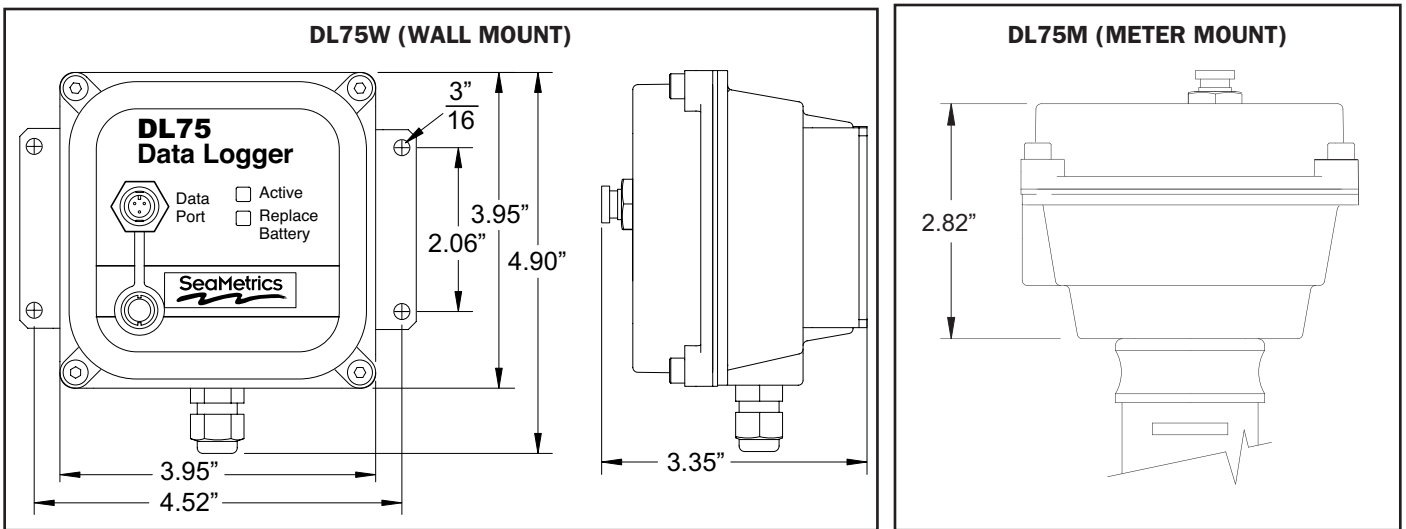
Meter Mounting. Remove the four screws on the meter cover with a 5/32" Allen wrench. After connecting the leads to their respective terminals (see diagram), put the DL75 in place of the meter cover and tighten the screws evenly. The gasket on the DL75 should be visibly compressed by tightening all around.

OPERATION

SeaMetrics FlowInspector software is required for operation of the DL75. Please consult your FlowInspector manual for instructions in loading the software onto your computer,

setting up your DL75 for use, downloading, storing, and analyzing your data.

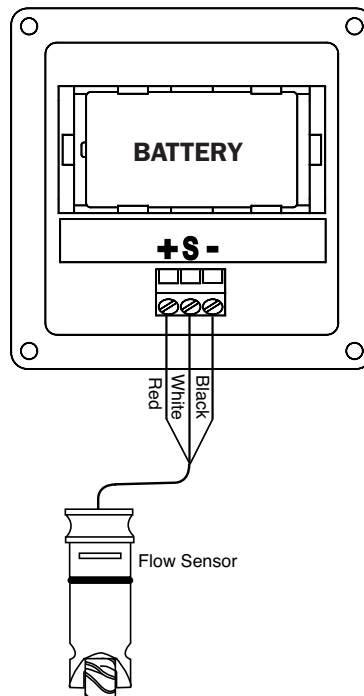
DIMENSIONS



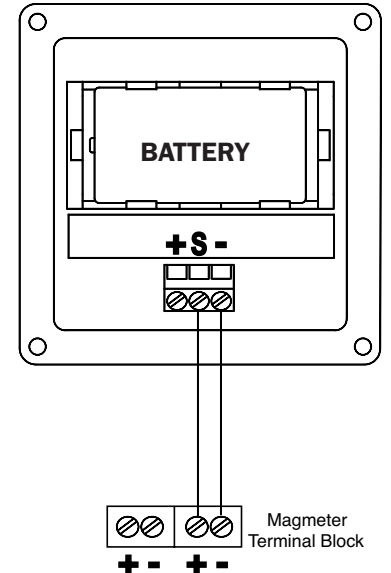
CONNECTIONS (see also next page)

Caution: Do not apply external power to the DL75.

DL75 TO MECHANICAL METER

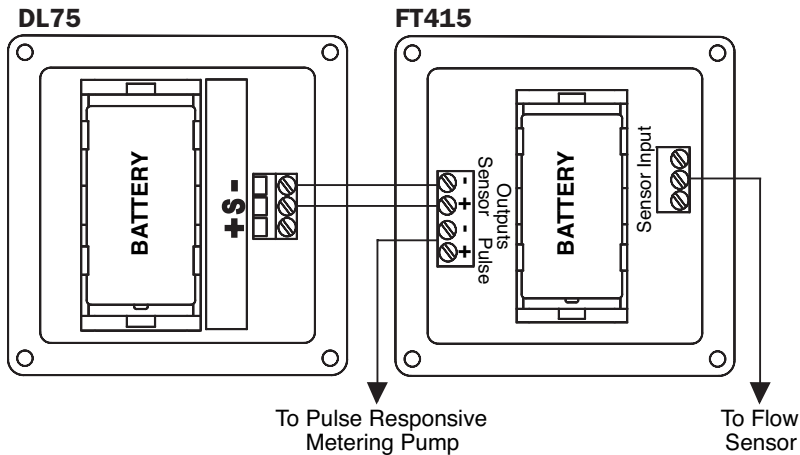


DL75 TO INSERTION MAGMETER



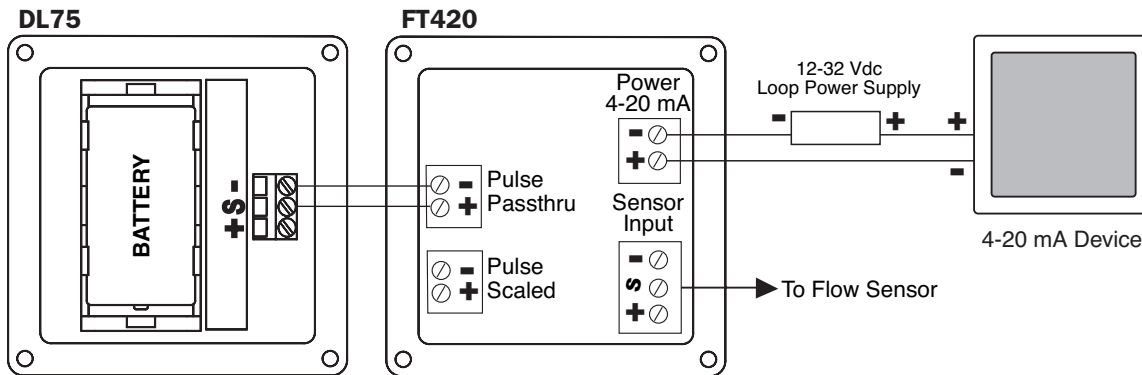
CONNECTIONS

DL75 TO FT415



Caution: Do not apply external power to the DL75.

DL75 TO FT420



TROUBLESHOOTING

Problem	Probable Cause	Try...
Laptop screen reads "No connection," but "Active" light is <u>NOT</u> blinking	DL75 is transmitting data. Wait two minutes before taking action. Dead battery in DL75	Wait for "Active" light to blink Replace battery
Laptop screen reads "No connection," but "Active" light <u>IS</u> blinking	Loose cable Bad cable	Tighten cable Replace cable
Flow rate incorrect	K-factor setting is incorrect	Make sure K-factor in DL75 matches flow sensor
No flow rate	Damaged flow sensor Broken wire	Mechanical: See if rotor spins freely EX Magmeter: See if "Status LED" indicator is blinking Check for flow rate

SeaMetrics

SeaMetrics Incorporated • 19026 72nd Avenue South • Kent, Washington 98032 • USA
(P) 253.872.0284 • (F) 253.872.0285 • 1.800.975.8153 • www.seametrics.com

LT-11568-D
12/18/06