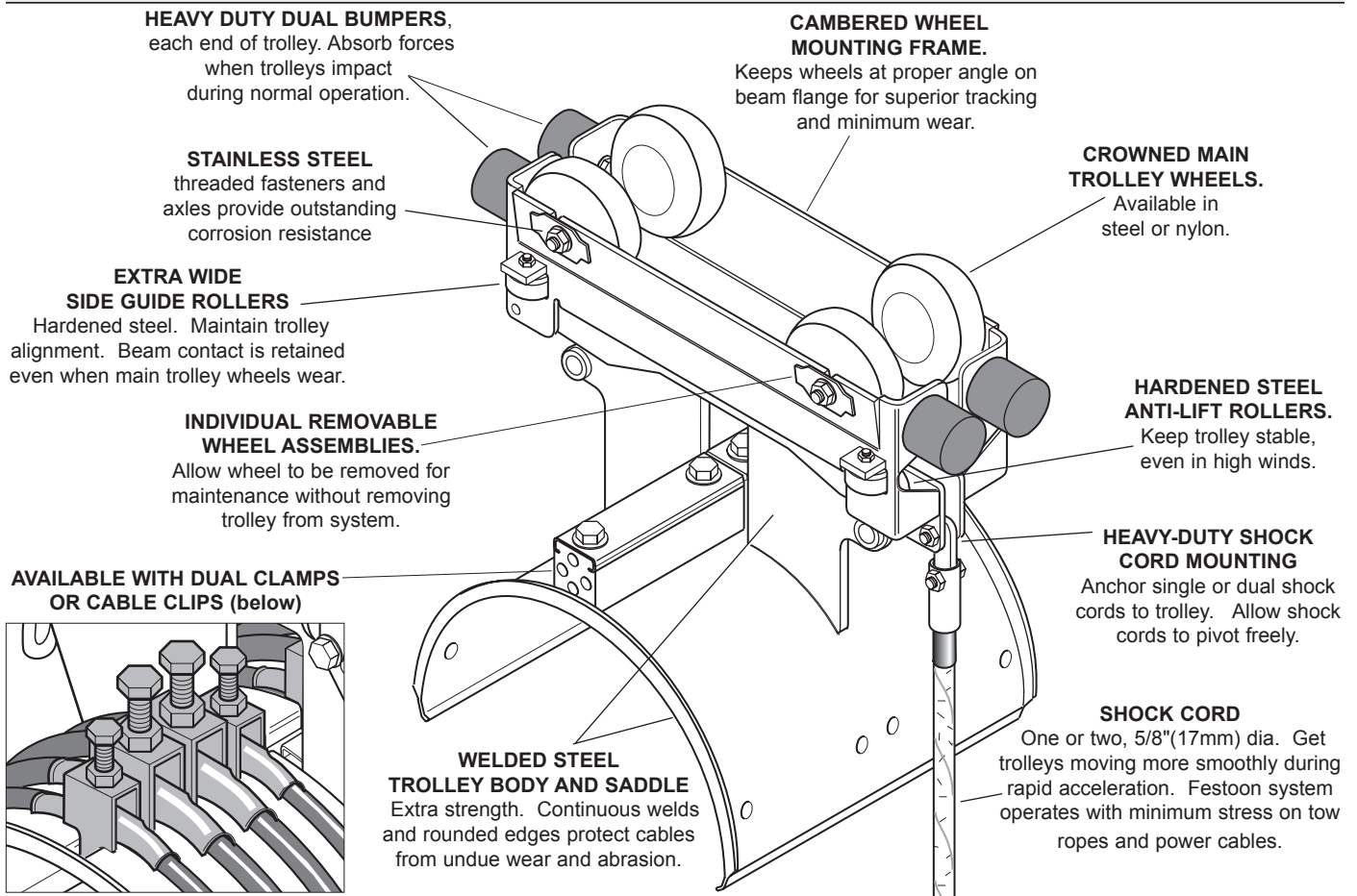




I-132

Container Crane Festoon System

- All the **FEATURES** needed to fit your application.
- Built and backed by the leader in cable and hose management systems.
- Fits 2.95"(75mm) or wider beams



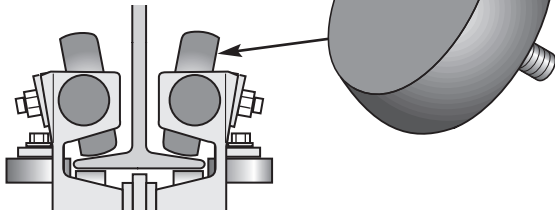
HIGH SPEED...HIGH CAPACITY

Speeds to 600 fpm (180 m/m). Capacity to 500 lbs.(225 kg) per trolley.

NOTE: Maximum speed possible only with lighter loads. Maximum capacity possible only at slower speeds. Please consult factory.

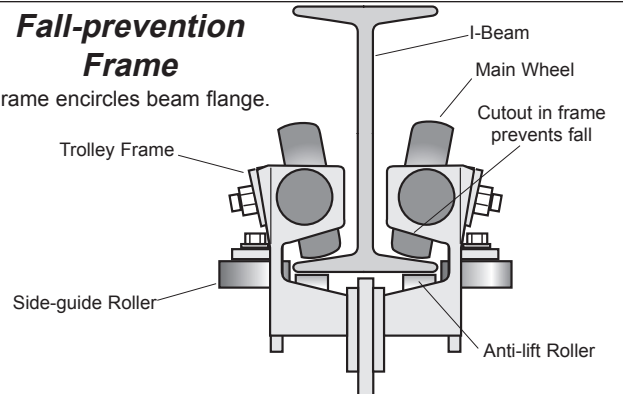
Choice of Hardened Steel or Nylon Wheels

- **MATERIAL:** Steel or Nylon
- **DIAMETER:** 4.00" (102mm)
- **TYPE:** Crowned
- **PRELUBRICATED**



Fall-prevention Frame

Frame encircles beam flange.

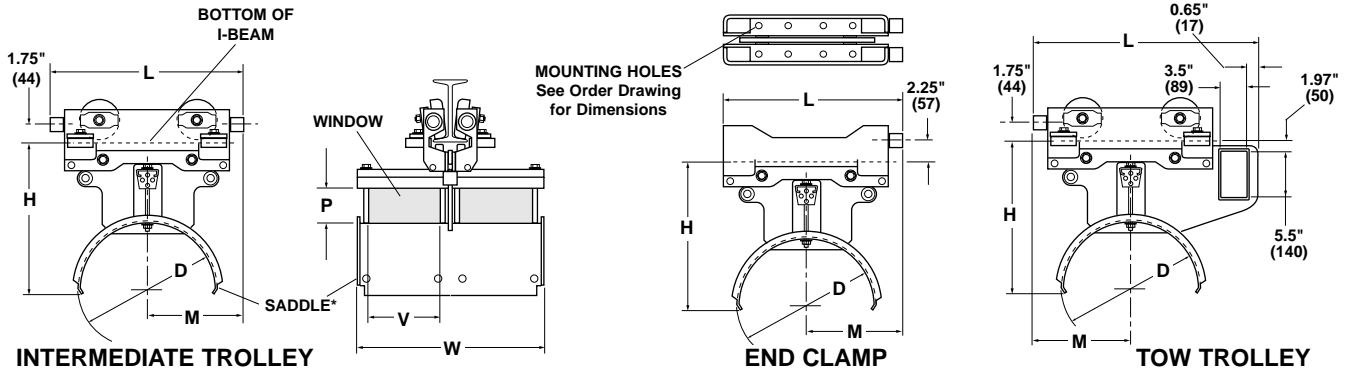


Spec Tech Industrial 203 Vest Ave. Valley Park, MO 63088 Phone: 888 SPECTECH

E-mail: sales@spectechind.com

www.spectechind.com

DIMENSIONS



* Single tier saddles shown. Double tier saddles available. Consult factory.

SERIES I-132 MODEL NUMBER INTERMEDIATE TROLLEY	"D" SADDLE DIA.	"P" WINDOW HEIGHT	"V" WINDOW WIDTH	"H" BELOW I-BEAM	"L" OVERALL LENGTH	"W" OVERALL WIDTH	"M" SADDLE LOCATOR	WEIGHT** lbs. (kg)
I132-D10-1404I-SP-SCP-1-□	10.25 (260)	1.44 (37)	4.38 (111)	13.30 (338)	14.88 (378)	13.38 (340)	7.44 (189)	57 (25.7)
I132-D10-1407I-SP-SCP-1-□			7.88 (200)			20.38 (518)		65 (29.3)
I132-D10-1412I-SP-SCP-1-□			12.69 (329)			30.00 (762)		73 (32.9)
I132-D14-1404I-SP-SCP-1-□	14.12 (359)	1.44 (37)	4.38 (111)	15.25 (387)	17.88 (454)	13.38 (340)	8.94 (227)	67 (30.2)
I132-D14-1407I-SP-SCP-1-□			7.88 (200)			20.38 (518)		75 (33.8)
I132-D14-1412I-SP-SCP-1-□			12.69 (329)			30.00 (762)		83 (37.4)
I132-D18-2004I-SP-SCP-1-□	18.12 (460)	2.00 (51)	4.38 (111)	17.25 (438)	23.00 (584)	13.38 (340)	11.50 (292)	77 (34.7)
I132-D18-2007I-SP-SCP-1-□			7.88 (200)			20.38 (518)		85 (38.3)
I132-D18-2012I-SP-SCP-1-□			12.69 (329)			30.00 (762)		93 (41.9)

END CLAMP

Anchor point at fixed end of festoon system. Does not have rollers and is bolted in place. One required per system.

I132-D10-1404E-SP-1-□	10.25 (260)	1.44 (37)	4.38 (111)	13.30 (338)	13.88 (353)	13.38 (340)	7.44 (189)	40 (18.0)
I132-D10-1407E-SP-1-□			7.88 (200)			20.38 (518)		48 (21.6)
I132-D10-1412E-SP-1-□			12.69 (329)			30.00 (762)		56 (25.2)
I132-D14-1404E-SP-1-□	14.12 (359)	1.44 (37)	4.38 (111)	15.25 (387)	16.88 (429)	13.38 (340)	8.94 (227)	50 (22.5)
I132-D14-1407E-SP-1-□			7.88 (200)			20.38 (518)		58 (26.1)
I132-D14-1412E-SP-1-□			12.69 (329)			30.00 (762)		66 (29.7)
I132-D18-2004E-SP-1-□	18.12 (460)	2.00 (51)	4.38 (111)	17.25 (438)	22.00 (559)	13.38 (340)	11.50 (292)	60 (27.0)
I132-D18-2007E-SP-1-□			7.88 (200)			20.38 (518)		68 (30.6)
I132-D18-2012E-SP-1-□			12.69 (329)			30.00 (762)		76 (34.2)

TOW TROLLEY

Last trolley at moving end of festoon system. One required per system.

I132-D10-1404T-SP-SCP-1-□	10.25 (260)	1.44 (37)	4.38 (111)	13.30 (338)	19.38 (492)	13.38 (340)	7.44 (189)	62 (24.8)
I132-D10-1407T-SP-SCP-1-□			7.88 (200)			20.38 (518)		70 (31.5)
I132-D10-1412T-SP-SCP-1-□			12.69 (329)			30.00 (762)		78 (35.1)
I132-D14-1404T-SP-SCP-1-□	14.12 (359)	1.44 (37)	4.38 (111)	15.25 (387)	22.00 (559)	13.38 (340)	8.94 (227)	72 (32.4)
I132-D14-1407T-SP-SCP-1-□			7.88 (200)			20.38 (518)		80 (36.0)
I132-D14-1412T-SP-SCP-1-□			12.69 (329)			30.00 (762)		88 (39.6)
I132-D18-2004T-SP-SCP-1-□	18.12 (460)	2.00 (51)	4.38 (111)	17.25 (438)	27.10 (688)	13.38 (340)	11.50 (292)	82 (36.9)
I132-D18-2007T-SP-SCP-1-□			7.88 (200)			20.38 (518)		90 (40.5)
I132-D18-2012T-SP-SCP-1-□			12.69 (329)			30.00 (762)		98 (44.1)

** Weight with steel wheels. If nylon wheels are used, subtract 14 lbs. (6.3 kg).

INDICATE BEAM SIZE

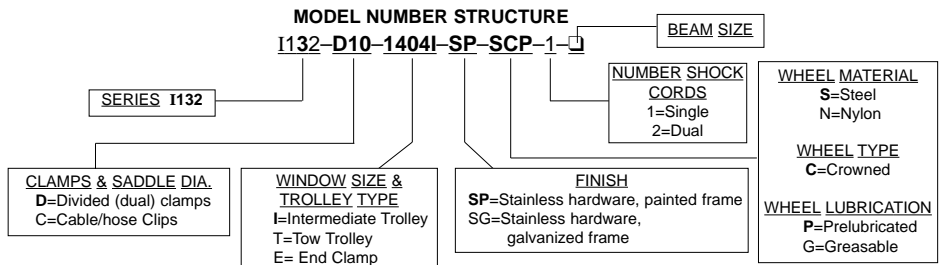
Model numbers above must be completed by indicating beam size.

MINIMUM STORAGE DISTANCE

Minimum storage distance = sum of "L" dimension of all trolleys in system (see drawings above).
Minimum storage distance + active travel distance = total system length.

MODEL NUMBER STRUCTURE

I132-D10-1404I-SP-SCP-1-□



Gleason Reel Corp.

P.O. Box 26, 600 S. Clark St.
Mayville, Wisconsin 53050-0026
Phone 920-387-4120 • FAX 920-387-4189